



# Kerboodle Parents Guide

Kerboodle is a digital learning platform used by schools to provide interactive textbooks, resources, and assessments. This guide will help you and your child login and navigate Kerboodle using their Cotham school Google account.

<b>What is Kerboodle?</b>	<b>2</b>
<b>Accessing Kerboodle with Google</b>	<b>2</b>
<b>Navigating the Platform</b>	<b>4</b>
My Library:	4
Courses:	4
Dashboard:	5
<b>Using Digital Textbooks &amp; Resources</b>	<b>6</b>
Digital Textbooks:	6
Resources:	10
<b>Checking Assignments &amp; Progress</b>	<b>11</b>
Assessment:	11
Reports:	12
Next Steps:	13
<b>How to Support Your Child</b>	<b>14</b>
<b>Troubleshooting &amp; Parent FAQs</b>	<b>14</b>
<b>Useful Links</b>	<b>14</b>



# What is Kerboodle?

Kerboodle is an online learning platform used by schools to provide students with digital textbooks, interactive resources, quizzes, and assignments. It supports a range of subjects and exam boards, making it easier for students to access their course materials anytime, anywhere.

At our school, students can use Kerboodle for:

- Science (OCR and AQA exam boards)
- Languages: French, German, and Spanish (AQA)
- Maths (AQA)

Kerboodle includes:

- Digital textbooks (same as the printed versions)
- Interactive activities and quizzes for revision
- Homework assignments set by teachers
- Self-marking tests to check understanding

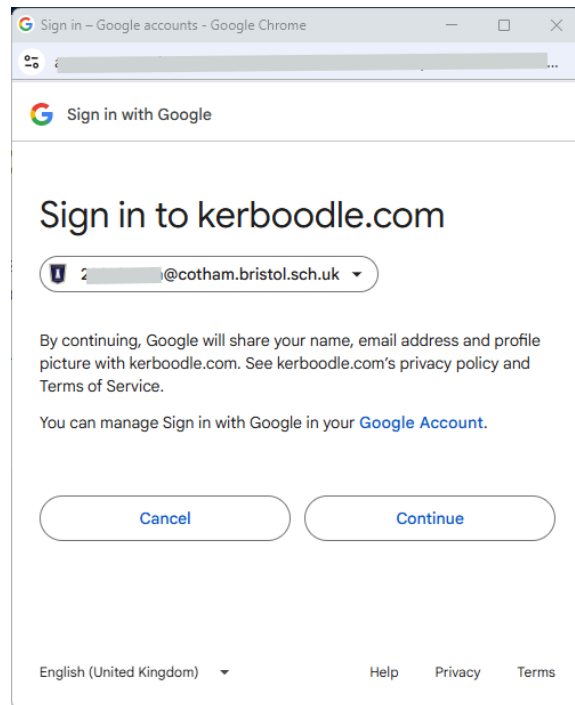
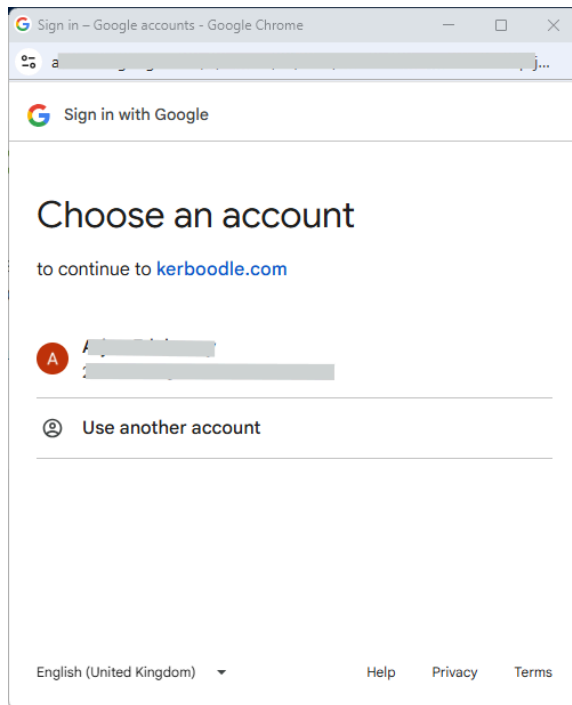
This platform helps students study more effectively, whether at school or at home.

## Accessing Kerboodle with Google

Go to [www.kerboodle.com](https://www.kerboodle.com)



Select "Log in with Google" (or "Sign in with Google"). Enter your child's school Google email and password. If prompted, allow Kerboodle to access the account (this is safe and school-approved).



If login fails, check:

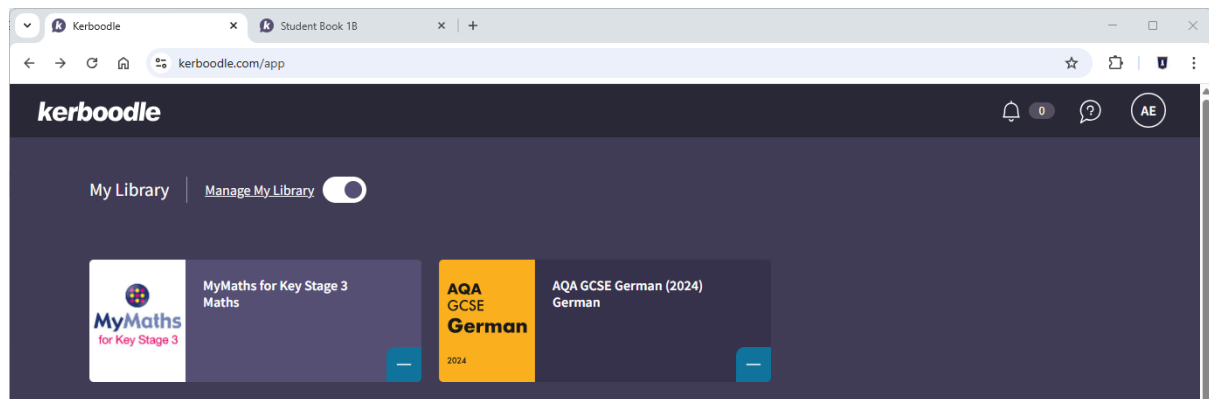
- Is the email the correct school-provided Google account?
- Is the password correct? (Try logging into Google first to confirm.)
- If issues persist, contact your child's teacher.

# Navigating the Platform

Once logged in, your child will see:

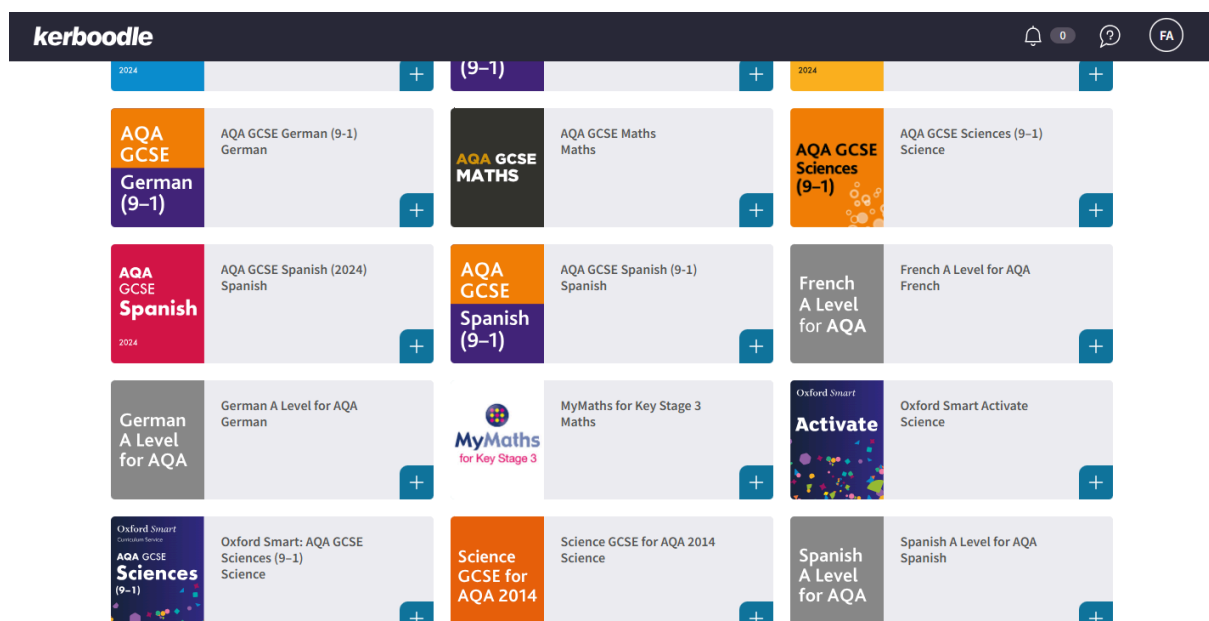
## My Library:

Courses and textbooks students are enrolled into.



## Courses:

Digital textbooks, videos, and quizzes for each subject. When you scroll down the main home (My Library on the top of the page) you will see all the courses that are available in Cotham School.





## Dashboard:

Overview of subjects and recent work. This is viewable when you select a course in the My Library section. In this section you will be able to see the textbooks that are available to you (e.g. Foundation, Higher, etc) and get an overview of any set assignments.

The screenshot displays the Kerboodle dashboard for the AQA GCSE German 2024 course. The page is divided into several sections:

- Course Selection:** Two options are shown: "AQA GCSE German Foundation 2024" and "AQA GCSE German Higher 2024".
- Navigation:** A top bar includes links for "Course", "Resources", "Assessment", "Reports", and "Next Steps".
- Reports:** A section showing "0 Assignments completed" and "0 Next Steps completed".
- Assignments and Next Steps:** Two boxes at the bottom indicate "You don't have any assignments to complete" and "You don't have any Next Steps to complete."

# Using Digital Textbooks & Resources

## Digital Textbooks:

On the subject dashboard, clicking on the available textbook you wish to read will open a digital copy on your browser.

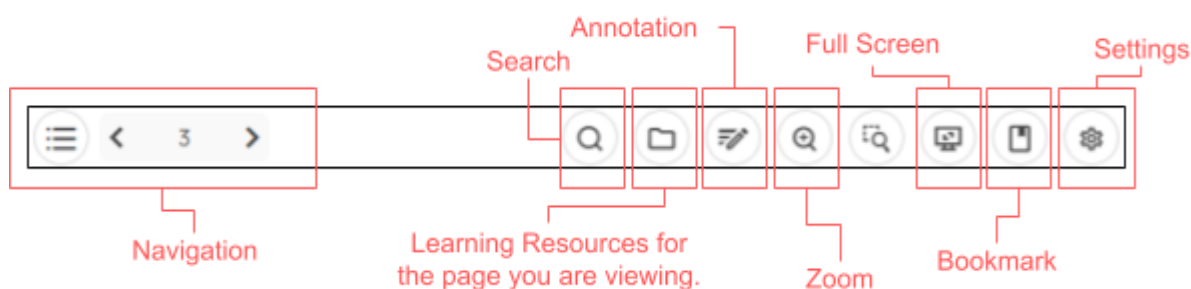


**Contents**

Introduction	7-9			
Useful language	10-11			
Sound-spelling links	12-13			
<b>Theme 1 People and lifestyle</b>	<b>14</b>			
Introduction: Identity and relationships with others	14			
Introduction: Healthy living and lifestyle	15			
Introduction: Education and work	16			
<b>Unit 1 – Identity and relationships with others</b>				
<i>Spread title</i>	<i>Verb focus</i>	<i>Grammar focus</i>	<i>Pronunciation focus</i>	<i>Page</i>
1.1G Das bin ich	The present tense of weak verbs	The gender of nouns	-e as final letter	18
1.1F Ich und die Meinen	The present tense of weak and strong verbs; The present tense of <i>haben</i> and <i>sein</i>			20
1.2G Beziehungen mit Freunden und Familie	Separable verbs	Forming the plural of nouns	-ig at the end of a word	22
1.2F Lebensweisen und Lebensbeziehungen	Reflexive verbs	Reflexive pronouns	-ig at the end of a word	24
<b>Unit 2 – Healthy living and lifestyle</b>				
<i>Spread title</i>	<i>Verb focus</i>	<i>Grammar focus</i>	<i>Pronunciation focus</i>	<i>Page</i>
2.1G Gesund leben	The perfect tense with <i>haben</i> (regular past participles)	Articles and cases (nominative and accusative)		26
2.1F Wir essen gern!	The perfect tense with <i>haben</i> (regular and irregular past participles)	Using <i>ein</i> and <i>kein</i>	<i>ei</i> and <i>ie</i>	28
2.2G Mein Lebensstil	The perfect tense with <i>sein</i>	Negation with <i>nicht</i> and <i>kein</i>	<i>sp</i> at the start of words	30
2.2F Glück und Gesundheit	The perfect tense with <i>haben</i> and <i>sein</i>	Possessive adjectives		32
<b>Unit 3 – Education and work</b>				
<i>Spread title</i>	<i>Verb focus</i>	<i>Grammar focus</i>	<i>Pronunciation focus</i>	<i>Page</i>
3.1G Schulzeit	The imperfect tense of <i>sein</i>	Saying 'you'		34
3.1F Eine gute Ausbildung	The imperfect tense of <i>sein</i> and <i>haben</i>	The verb as second idea	<i>sch</i>	36

drei 3

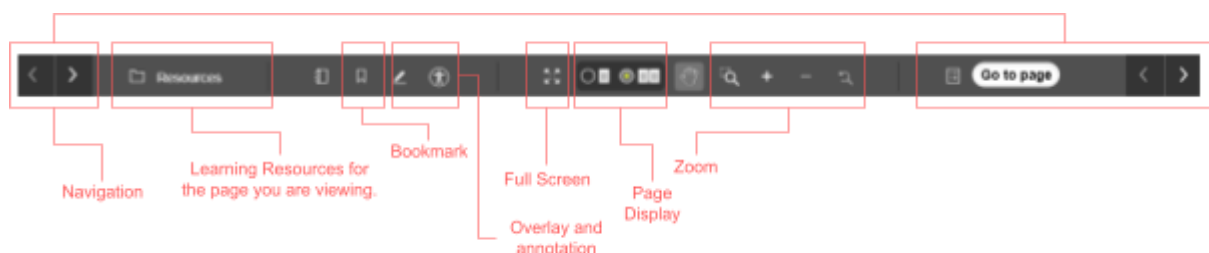
You can navigate through the textbooking using the toolbar below.



Some books may have an alternate toolbar. See below.



The features available on this toolbar are similar to the one shown on the previous page. There are a few additional features, such as overlay support.

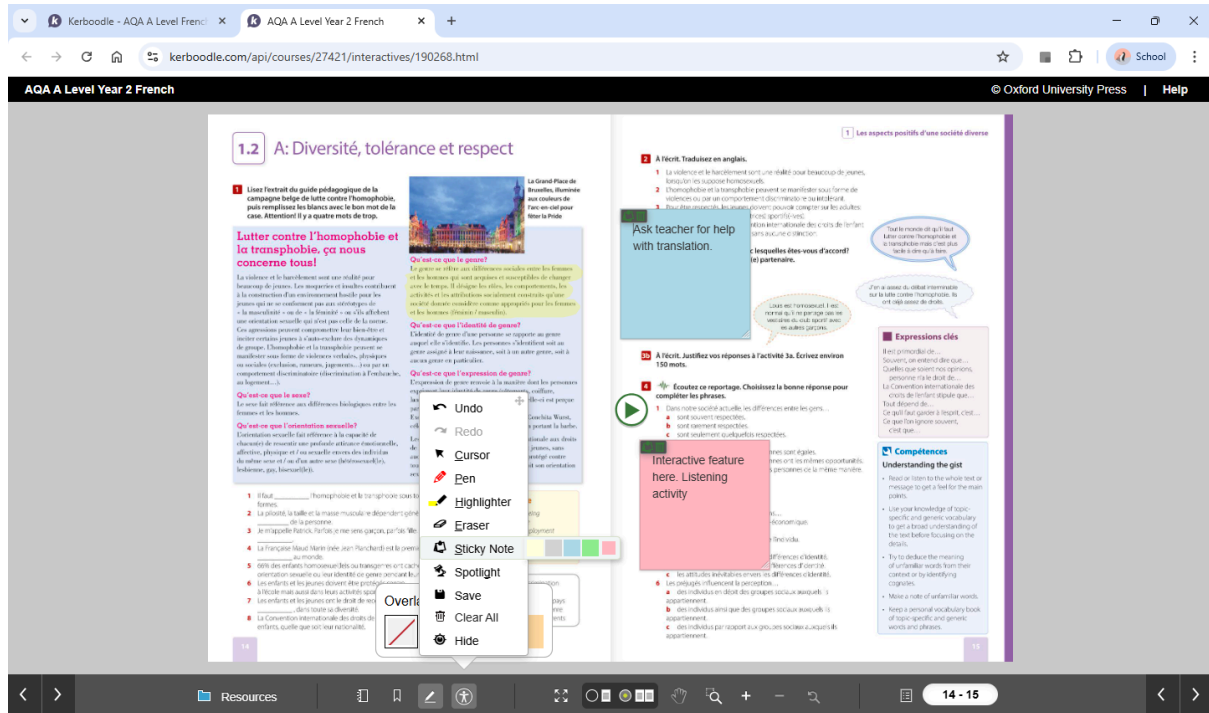




The annotation tool is a very useful feature in Kerboodle. It lets students highlight text, add notes, and bookmark pages directly in their digital textbooks. This helps them:

- Mark key concepts for revision or questions to ask teachers.
- Color-code topics (e.g. yellow = review, pink = important).

Annotations sync across devices, so notes are always accessible.

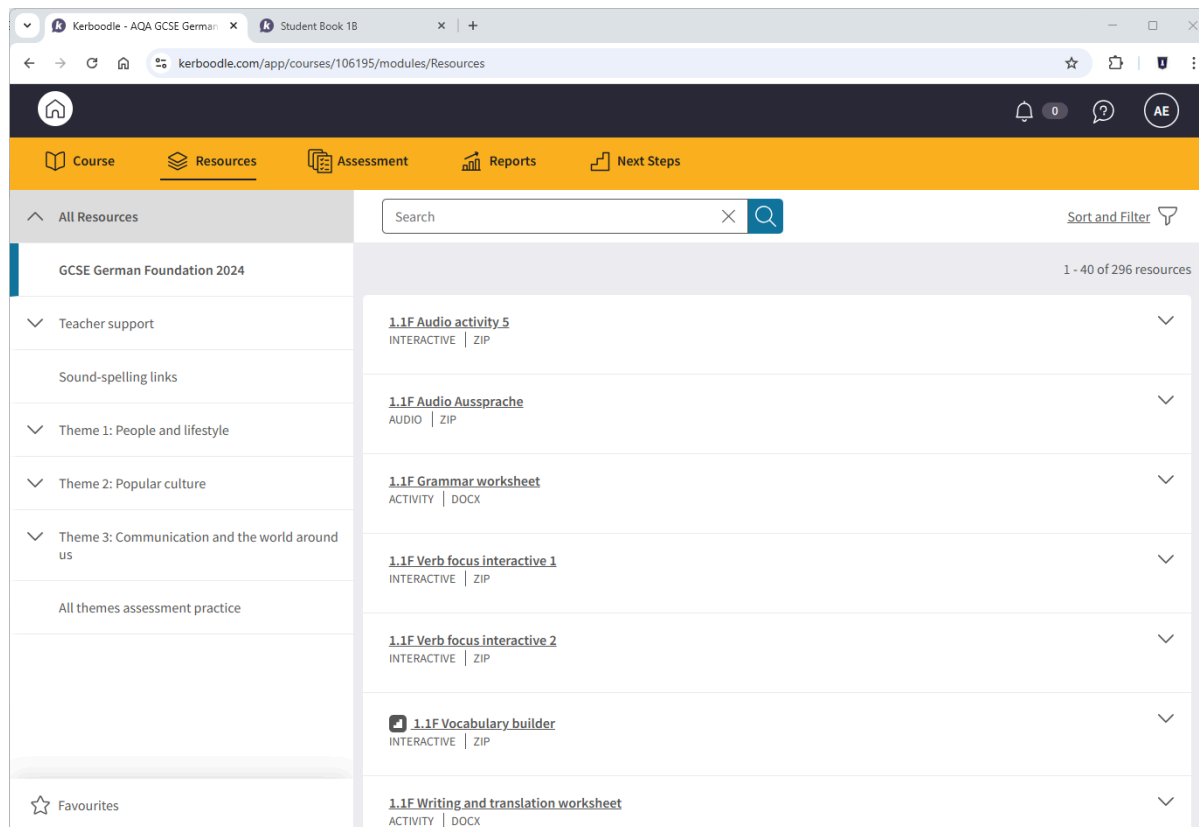


The screenshot displays the Kerboodle web interface for a French AQA A Level Year 2 course. The main content area shows a textbook page titled '1.2 A: Diversité, tolérance et respect'. The page contains text, images, and exercises. Overlaid on the page is a toolbar with various annotation tools: Undo, Redo, Cursor, Pen, Highlighter, Eraser, Sticky Note, Spotlight, Save, Clear All, and Hide. A pink sticky note is placed over a section of the text, containing the text 'Interactive feature here. Listening activity'. The page also features a sidebar with 'Expressions clés' and 'Compétences' sections. The bottom of the interface shows a navigation bar with 'Resources', a search icon, and a page number '14 - 15'.



## Resources:

The Resources section in the course Dashboard is where students access extra learning materials, such as videos, worksheets, quizzes, and interactive activities. These resources complement the digital textbooks and help reinforce key concepts.



### Types of Resources Available

Students can choose from a variety of revision resources to help them with independent studies, homework and exam preparation:

- Interactive Activities & Quizzes
  - Self-marking quizzes to test knowledge.
  - Drag-and-drop exercises (e.g. labeling diagrams in Science).
  - Flashcards for revision.
- Worksheets & Downloadable PDFs
  - Printable worksheets for offline practice.
  - Answer sheets (sometimes provided separately for teachers).
- Videos & Animations
  - Short explainer videos for complex topics.
  - Animations (e.g. chemical reactions in Science, historical events in History).
- Audio Resources
  - Listening exercises (common in Languages).
  - Pronunciation guides.
- Exam Practice & Revision
  - Past paper questions (for GCSE/A-Level subjects).
  - Model answers with examiner comments.



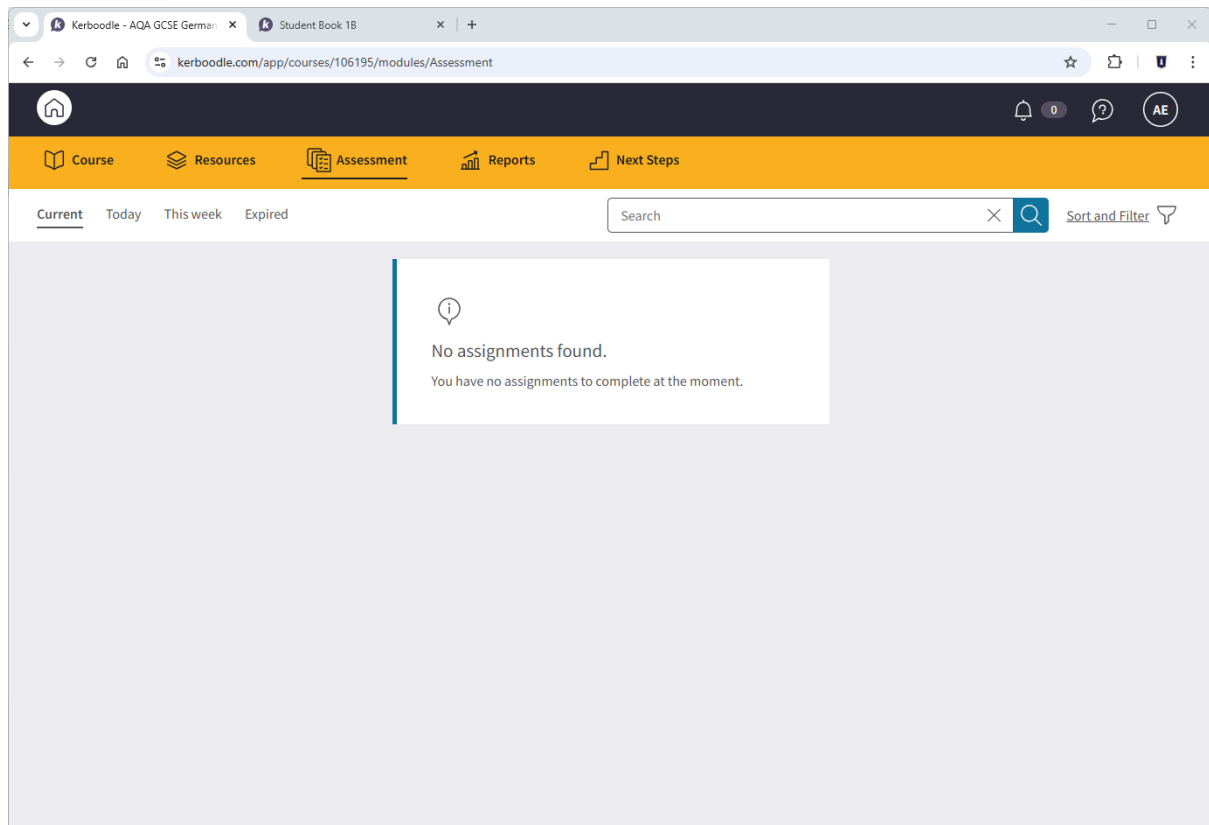
# Checking Assignments & Progress

## Assessment:

This is where teachers set tasks, and students submit their work.

### Key Features

- List of Tasks - Shows all assigned work with due dates.
- Submission Status - Indicates if work is "Not Started," "In Progress," or "Submitted."
- Teacher Feedback - Comments and grades appear here once marked.





## Reports:

This area provides progress tracking and performance insights.

The Reports section provides valuable insights into your child's progress, including: Grades Overview (quiz/test scores), Teacher Feedback (personalised comments), and Progress Trends (performance over time). As a parent, you can support learning by reviewing reports regularly, discussing patterns in grades, and celebrating improvements to keep them motivated.

Kerboodle - AQA GCSE German

Student Book 1B

kerboodle.com/app/courses/106195/modules/Reports

0

AE

Course

Resources

Assessment

Reports

Next Steps

Knowledge

Tasks

All Strands

No data available

Your report will show data when you complete Start tasks and Level Ups.

0

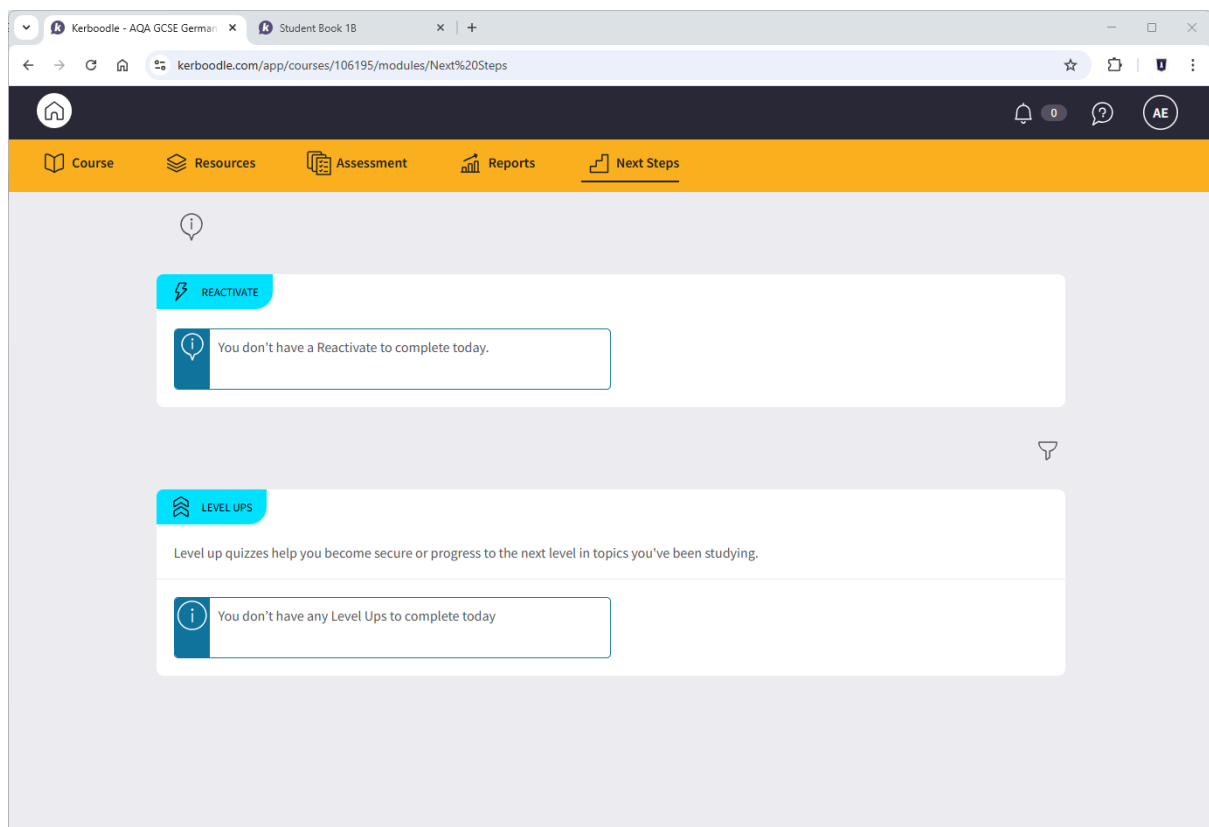
Strand	Developing, Secure or Extending band	Questions answered
<a href="#">Grammar</a>	No data available	0
<a href="#">Verbs</a>	No data available	0

## Next Steps:

The "Next Steps" box is a personalized to-do list that helps students stay organized. Here's what it includes:

### Key Features

- Upcoming Assignments - Deadlines for homework/tasks (with direct links to submit work).
- Teacher Recommendations - Suggested activities (e.g. Complete Quiz 3.1 on Cells).
- Incomplete Work - Reminders about started-but-unsubmitted tasks.
- Revision Prompts - Links to resources (videos, quizzes) for upcoming tests.



### **Parent Tip!**

Review your child's "Next Steps" together during study time to stay on track and break tasks into manageable chunks. Encourage your child to complete tasks on time and review feedback.



## How to Support Your Child

- ✓ Encourage short, regular study sessions (15-20 mins) instead of last-minute cramming.
- ✓ Check the assignments list together to stay on top of deadlines.
- ✓ Use the "Next Steps" section to prioritise tasks.
- ✓ Review weekly reports and praise improvements to keep motivation high.
- ✓ Use quizzes, videos, and worksheets for extra practice in tricky subjects.

## Troubleshooting & Parent FAQs

- ? I can't log in with Google?
  - Make sure your child is using their school Google account (not a personal one).
  - Try logging into Google first to check if the account works.
- ? Page not loading?
  - Try a different browser (Chrome or Firefox work best).
  - Clear browser cache or restart the device.
- ? Need more help?
  - Contact your child's teacher for login or assignment issues.
  - Visit Kerboodle Support for technical help.

## Useful Links