

Seneca Parents Guide

Seneca Learning is an online learning platform designed to help students with revision and homework. It offers interactive courses across various subjects, including KS2, KS3, GCSE, and A-Level topics

What is Seneca Learning?	2
Setting Up Your Parent Account	3
Connecting to Your Child's Account	4
Using Seneca Parent Platform	6
Home Page	6
Checking Work (Assignments)	8
Study Reports	12
Parent Platform Settings	13
How to Support Your Child	14
Parent FAQs	14
Useful Links	14

What is Seneca Learning?

Seneca Learning is an online platform designed to make revision and homework more effective for students. It offers interactive courses for various subjects across KS2, KS3, GCSE, and A-Level, ensuring that learners at different academic stages receive tailored support. The platform incorporates AI-driven learning techniques, which adapt to a student's progress, reinforcing knowledge and improving retention through spaced repetition.

One of its standout features is engaging content, which includes GIFs, quizzes, and interactive exercises to make studying more enjoyable and dynamic. The platform also provides instant feedback, allowing students to see where they went wrong and understand their mistakes immediately. Additionally, Seneca Learning offers exam board-specific courses, ensuring that students are studying materials aligned with their curriculum.

To further motivate learners, Seneca integrates gamified learning, where students earn points and rewards for completing revision activities. This approach helps maintain enthusiasm and encourages consistent studying habits. Whether preparing for an exam or consolidating knowledge, Seneca Learning aims to make revision efficient, enjoyable, and accessible for all students.

To further support your child's education, we have invested in Seneca Premium. This upgrade provides your child with a wealth of additional resources and learning tools, such as AI-graded exam questions, a library of over 800 premium courses, independent learning modes, and an intelligent algorithm to optimize their revision. Our school also benefits from comprehensive data reporting.

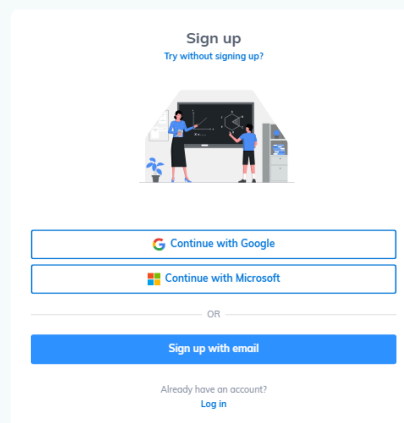
Please visit: <https://senecalearning.com/>

Setting Up Your Parent Account


Seneca provides free parent accounts. The free parent accounts allow you to track your child's learning and help make conversations about school and learning easier. Seneca's parent accounts also allow you to learn alongside your child if you wish to do so. This might be helpful in supporting you to work with your child on areas of their school work that you are less familiar with.

If you have any questions about how Seneca works, you can get support from the Seneca team using the live chat on their website or you can email them at learnmore@seneca.io.

To create a parent account at www.senecalearning.com you will need to use a personal email and then link it to your child's Seneca account. Please use the email that you have registered with the school.



Sign up
Try without signing up?



[Continue with Google](#)

[Continue with Microsoft](#)

OR

[Sign up with email](#)

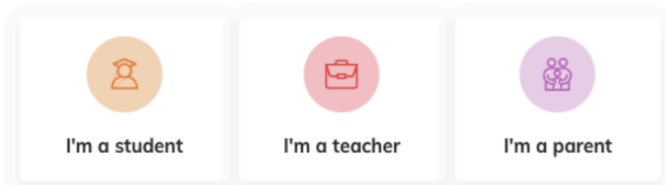
Already have an account?
[Log in](#)

You can then sign up by using your Google or Microsoft account. You can also use any other personal email of your choice.

When you create your account, select "I'm a parent".

Tell us about yourself

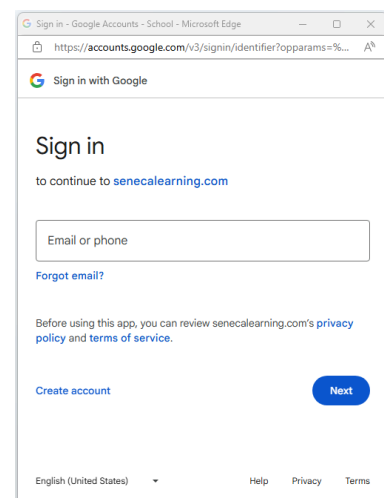
2 of 3 steps



☒ I'm a student

☐ I'm a teacher

☐ I'm a parent



Sign in - Google Accounts - School - Microsoft Edge

<https://accounts.google.com/v3/signin/identifier?opparams=%...>

Sign in with Google

Sign in

to continue to senecalearning.com

[Forgot email?](#)

Before using this app, you can review [senecalearning.com's privacy policy](#) and [terms of service](#).

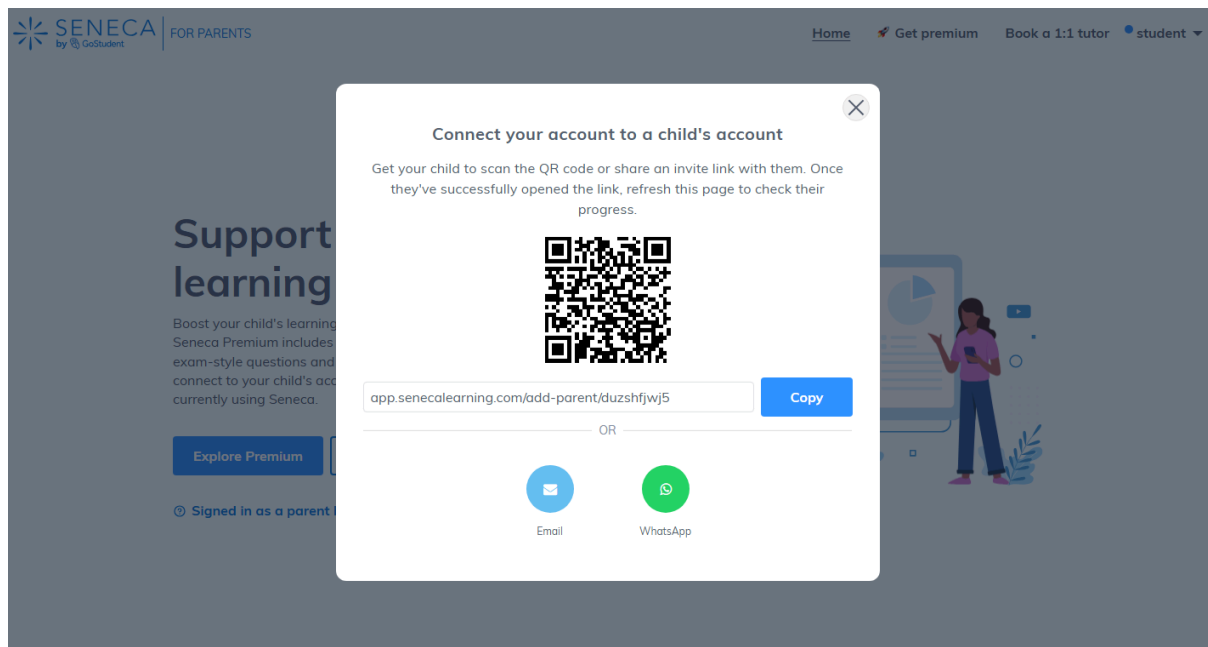
[Create account](#) [Next](#)

English (United States) [Help](#) [Privacy](#) [Terms](#)

Connecting to Your Child's Account

Parents can link their Seneca account to their child's account to monitor progress and study activity. Once you have created a Seneca parent account, follow these steps to connect to your child:

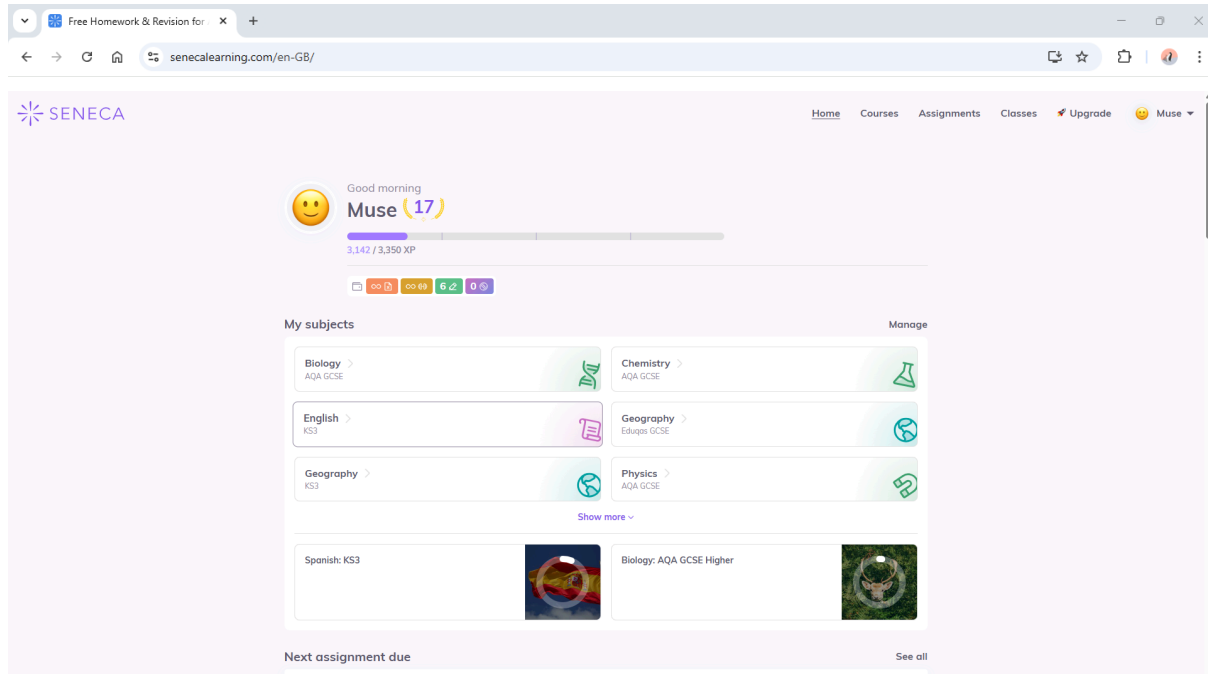
1. Click "Connect Your Child's Account" – This option allows you to generate a unique link.
2. Share the Link – Send the link to your child via email or messaging apps like WhatsApp.
3. Child Opens the Link – Your child must open the link while logged into their Seneca account on their usual device.
4. Confirmation Email – Once the link is opened, you'll receive an email confirming the accounts are connected.



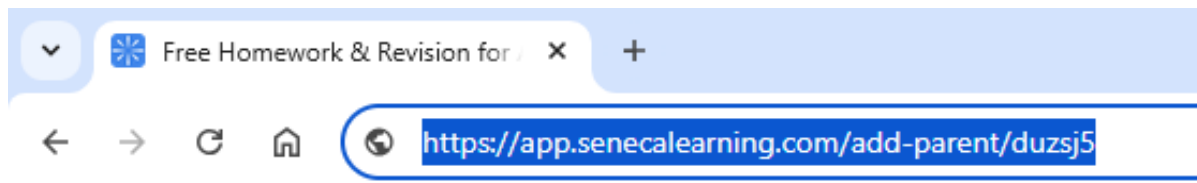
After linking, parents can view their child's study time, assignments, and progress reports. If needed, they can disconnect the account through their settings.

For extra guidance, the screenshots below demonstrate the parent and child connection process.

Your child must be logged into their Seneca account.



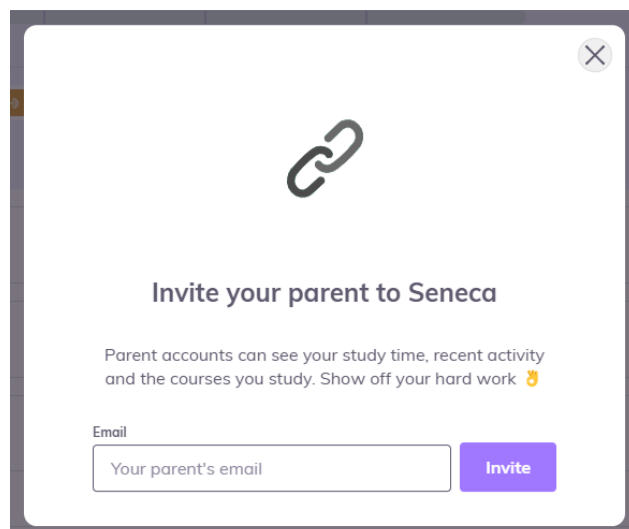
Copy and paste the invite link into the address bar of your browser.



You will receive an email confirming that you have successfully connected to your child's account.

Refresh your webpage or re-sign into your Seneca account, and you can see the Seneca Parent Platform.

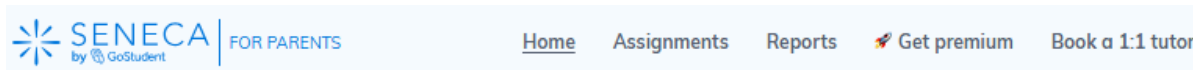
Alternatively, your child can also add your parent account through their account directly.



Using Seneca Parent Platform


In the Seneca Parent App, the navigation bar includes:

- Home – Overview of study activity, completed assignments, and progress.
- Assignments – List of completed and overdue tasks with performance details.
- Reports – Breakdown of study time, scores, and progress trends over time.



Home Page

The Parent Platform Home Page on Seneca Learning provides an overview of your child's study activity, helping you track their progress and engagement. When you log in, you'll see a dashboard displaying study data, including completed assignments, study time, and quiz scores. The homepage also features a live feed, showing real-time updates on study sessions, XP earned, and performance in exam-style questions.



Example Account
 Last studied today

Next assignments due
[See all](#)

Overdue

name

Due: 5th May 2025 Marks: -- / 4

Overdue

Assignment

Due: 13th May 2025 Score: 40% Marks: -- / --

Overdue


Tropical rainforests


Due: 14th May 2025 Score: 0%

Overdue


Live feed

Today 19th May 2025



 Example studied **Animal Cells** for 52 seconds and scored 40%
 1h ago



 Example received 0/4 marks for 3 exam questions on **Geography: AQA GCSE**
 1h ago

Thursday 15th May 2025


 Example received 0/5 marks for an exam question on **Maths: Edexcel GCSE Higher**
 3d ago

Wednesday 7th May 2025


 Example received 0/2 marks for an exam question on **Biology: AQA GCSE Foundation**
 1w ago



 GoStudent

Get Example 1:1 tutoring


- Affordable 1:1 tutoring from the comfort of your home
- Tutors are matched to Example's specific learning needs
- 30+ school subjects covered

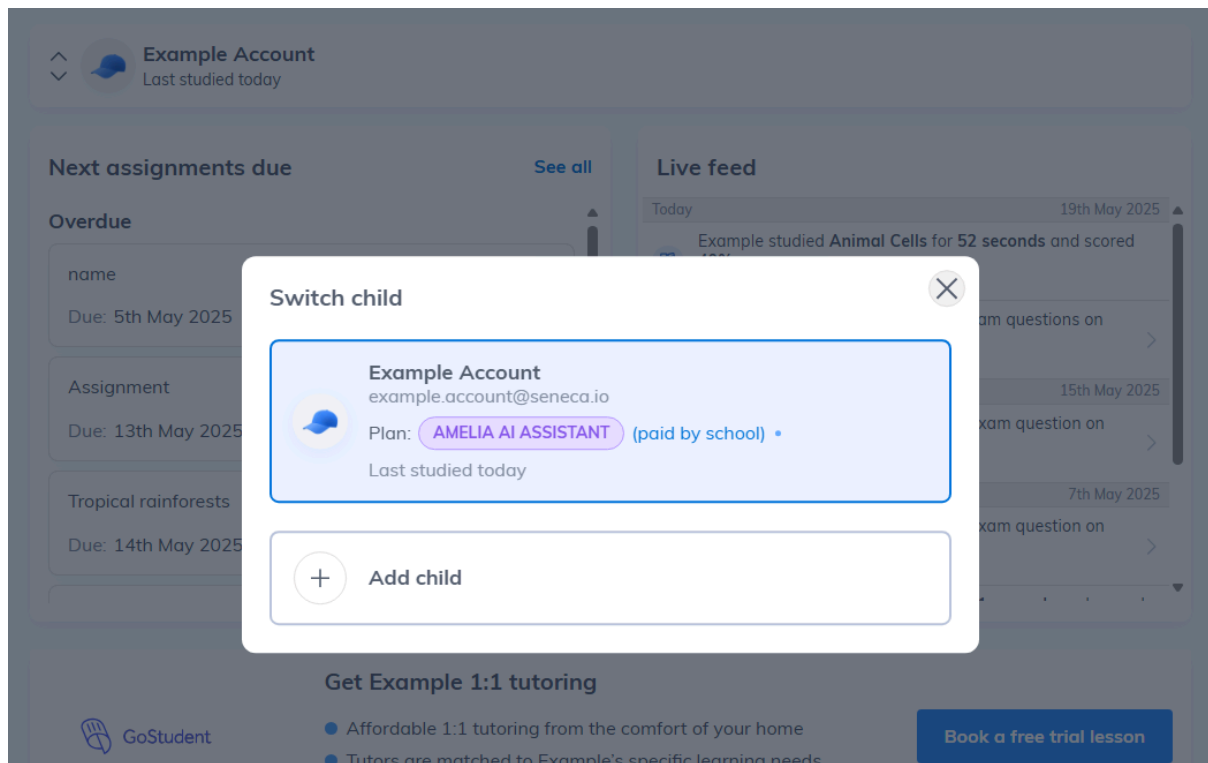
Book a free trial lesson

Recent activity
 28 Apr - 19 May



Total	2min	18%
Biology	2min	27%
Maths	27s	0%
Geography	18s	0%

If you have multiple children linked to your account, you can switch between them by selecting their name .



The screenshot shows the Seneca app interface with a 'Switch child' modal open. The modal displays the following information for the selected child:

- Example Account**
example.account@seneca.io
- Plan: **AMELIA AI ASSISTANT** (paid by school)
- Last studied today

Below the child information, there is a button with a plus icon and the text 'Add child'.

The background interface shows the 'Example Account' header, 'Next assignments due' section with overdue items, and a 'Live feed' section with study activity.




Checking Work (Assignments)

The “Assignments” tab in the parent platform allows parents to check tasks that have been set for students and track progress. Teachers can create standard assignments, select specific topics and set due dates. They can also include exam-style questions to assess understanding.

Assignments are categorised as:




- To Do: Pending work with deadlines.
- Done: Completed assignments (view scores).
- Missed: Overdue tasks.

The below screenshot shows an example of the “To do” page of this section. This shows the current tasks your child has been assigned and when they are due.















Example Account
 Last studied today

Example's assignments

 To do
  Done
  Missed

Overdue

name Due: 5th May 2025 Marks: -- / 4  Geography (AQA)	 <div>Overdue</div>
Assignment Due: 13th May 2025 Score: 40% Marks: -- / --  Biology (AQA)	 <div>Overdue</div>
Tropical rainforests Due: 14th May 2025 Score: 0%  Geography (AQA)	 <div>Overdue</div>
Alliteration Due: 14th May 2025 Score: 0%  English Language (AQA)	 <div>Overdue</div>
Name Due: 16th May 2025 Score: 0% Marks: -- / --  French (AQA)	 <div>Overdue</div>

<

>

Example Account

Last studied today

Example's assignments

To do

✓ Done

Missed

English Language Exam Questions

Due: 24th Apr 2025 Marks: 24 / 32

English Language (AQA)

Done on time

English EQs longer marked questions

Due: 11th Apr 2025 Marks: 27 / 32

English Language (AQA)

Done late

English Language 8-mark questions

Due: 27th Mar 2025 Marks: 12 / 16

English Language (AQA)

Done on time

Geography - tectonics

Due: 13th Mar 2025 Score: 53%

Done on time

EQ only assignment - long English questions

Due: 20th Feb 2025 Marks: 27 / 56

English Language (AQA)

Done on time

EQ only assignment - automarked


Due: 20th Feb 2025 Marks: 5 / 15

Biology (AQA)

Done on time

By selecting the set assignment heading, you can get more information on the assignments that have been set.

Overdue



Due: 14th May 2025

Time spent: 0min

Ms Darvill
Geography (AQA)

0%

Avg. score


Topic scores

2 The Living World

2.2 Tropical Rainforests

2.2.1 Tropical Rainforests

Preview


GoStudent

Get Example 1:1 tutoring for Geography

- Affordable 1:1 tutoring from the comfort of your home
- Tutors are matched to Example's specific learning needs
- 30+ school subjects covered


Book a free trial lesson

By clicking on the “[Preview](#)” option, you can have a look at the exact task your child has been asked to complete.

2 The Living World


2.2 Tropical Rainforests

2.2.1 Tropical Rainforests




 [Preview](#)

However, your child must be logged in to complete the assignment.

2.2.1 Tropical Rainforests


 Preview

This is a preview of Example's homework assignment, so your scores and progress won't be saved. Example will need to log in to their own Seneca account to complete their homework.




Overview of Tropical Rainforests






Tropical rainforests have the following general characteristics:



What is the climate in tropical rainforests?

- There aren't really seasons in tropical rainforests.
- All year, the temperature is in the range of 21°C and 30°C.
- There is lots of rain/precipitation in tropical rainforests. For example, there's roughly 80 inches (2,000mm) of rainfall each year in the Amazon rainforest.





Which of the following describes the climate of tropical rainforests?


2,000mm of rainfall annually

4,000mm of rainfall annually

30-38°C

21-30°C

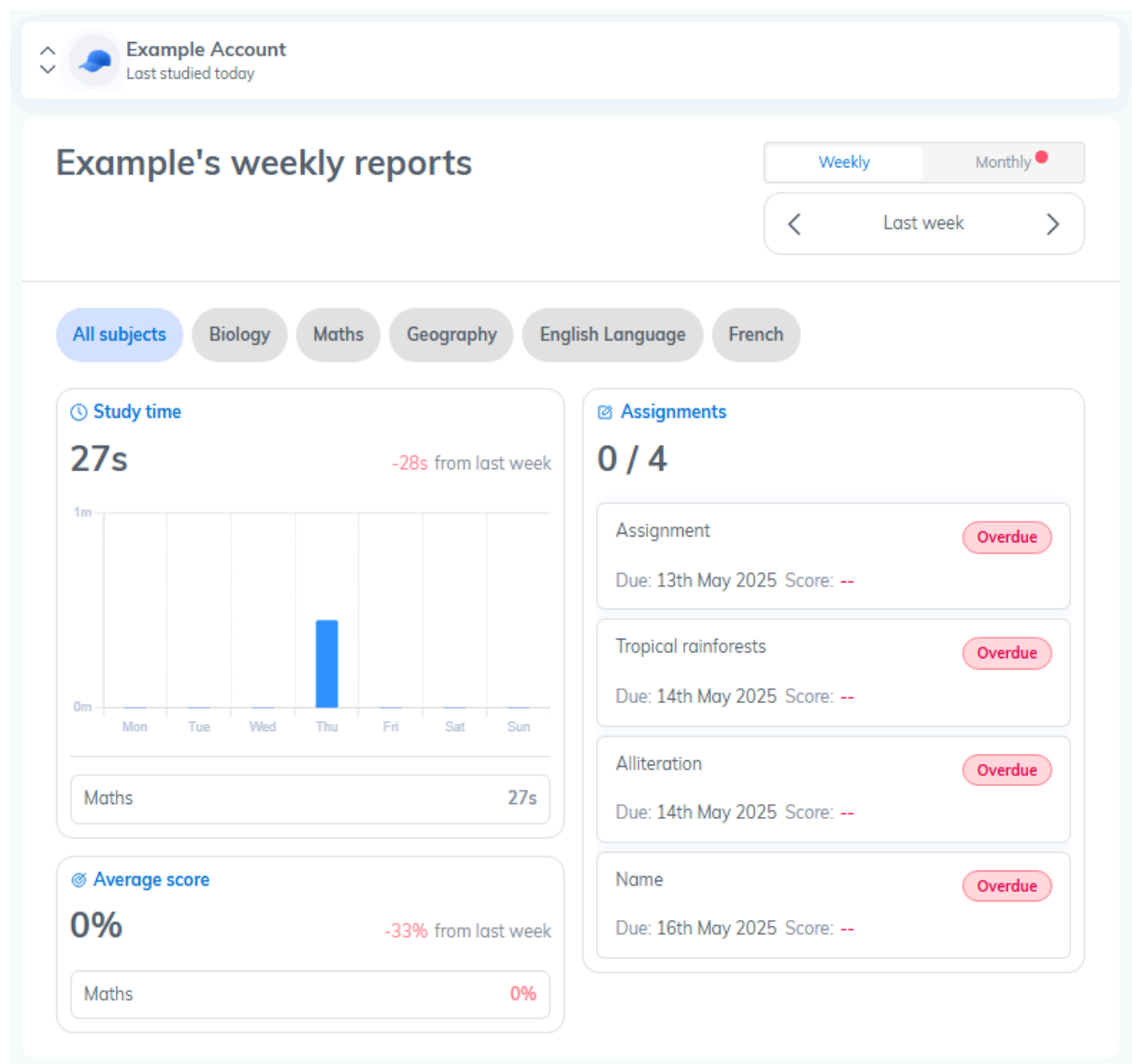
The answer is incorrect



0 / 1

Study Reports

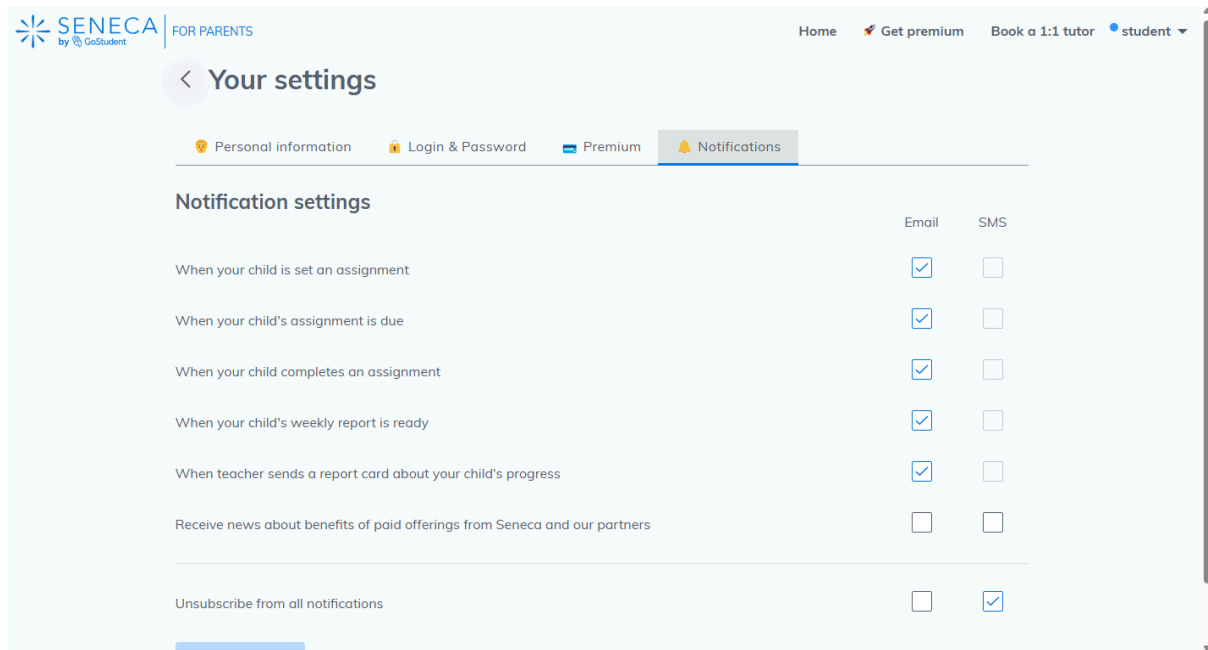
The Reports section in the Seneca Parent Platform provides a detailed breakdown of your child's study progress. It includes weekly study reports, showing total study time broken down by day and subject, along with comparisons to previous weeks. Parents can also view assignment scores and due dates, helping them track completed and overdue tasks. The section also offers average scores for each topic, allowing parents to see strengths and areas for improvement.



Parent Platform Settings

The Settings section in the Seneca Parent Platform allows parents to manage their account preferences and adjust various features. You can do the following:

- Update Account Details – Change your email, password, or linked student accounts.
- Notification Preferences – Customize email alerts and study updates.
- Manage Linked Accounts – Add or remove connections to your child's Seneca account.
- Privacy & Security – Adjust settings to ensure a secure experience.



The screenshot shows the 'Your settings' page in the Seneca Parent Platform. The 'Notifications' tab is selected, showing a table of notification preferences. The table has columns for 'Email' and 'SMS'. The following table represents the data shown in the screenshot:

	Email	SMS
When your child is set an assignment	<input checked="" type="checkbox"/>	<input type="checkbox"/>
When your child's assignment is due	<input checked="" type="checkbox"/>	<input type="checkbox"/>
When your child completes an assignment	<input checked="" type="checkbox"/>	<input type="checkbox"/>
When your child's weekly report is ready	<input checked="" type="checkbox"/>	<input type="checkbox"/>
When teacher sends a report card about your child's progress	<input checked="" type="checkbox"/>	<input type="checkbox"/>
Receive news about benefits of paid offerings from Seneca and our partners	<input type="checkbox"/>	<input type="checkbox"/>
Unsubscribe from all notifications	<input type="checkbox"/>	<input checked="" type="checkbox"/>

How to Support Your Child

- ✓ Encourage consistency. Regular short sessions (15–20 minutes) are more effective than cramming.
- ✓ Review assignments and use the "To Do" list to remind your child of deadlines.
- ✓ Use weekly reports to praise improvements and progress.
- ✓ If assignments are unclear or progress stalls, reach out to the school or teacher.
- ✓ If your child is having login issues. Check they are using their school email or SSO (Google/Microsoft).
- ✓ No assignments? Confirm with the school that teachers have set tasks or that your child is connected to the class.

Parent FAQs

- ? Is my child's data safe?
 - Seneca follows strict privacy policies to ensure student data is secure.
- ? What is Seneca Premium?
 - A paid version offering additional resources, exam-style questions, and personalized learning features.

Useful Links

Creating a Seneca Parent Account:

<https://www.youtube.com/watch?v=0aUGBuKDoYE>

Connecting to a Child Account:

<https://www.loom.com/share/816d2acd055b4c7db29f3a44b89d7ec5?t=1>

Seneca Parent Platform Connect:

<https://drive.google.com/file/d/182NcMCxmu2OzlBiN6UVMwc93Bnz3-LDJ/view>